

GRP MOULDED GRATING

DATA SHEET & INSTALLATION GUIDE

MOULDED GRATING TECHNICAL DATA

DESCRIPTION

GRP moulded grating is a structural grating product that is made by hand using fibreglass rovings and resin, to offer once cured, an exceptional grating panel that has the benefit of bi-directional strength. As the grating is made in a continuous run without the fibres ever been broken, small and medium cut outs of the grating do not effect the panel.

The grating lends itself to many different applications from service riser grating for open riser shaft voids, overhead walkways and gantries, to heavy industrial trench covers. With its many benefits over traditional materials, GRP Moulded Grating should be the ultimate choice for the 21st century.

CHARACTERISTICS

- Anti slip top surface
- Lightweight
- Choice of grating mesh
- Zero scrap value
- Chemical resistant
- Non metallic
- Choice of thickness
- Fixing clips to suit
- Fire retardant
- Non sparking
- Choice of colours
- Large UK stocks
- Corrosion resistant
- Hard wearing
- Choice of panel sizes
- High quality manufacturing

APPLICATIONS

- Walkways gullies
- Trenches
- Overhead gantries
- Work stations
- Gullies
- Cooling towers
- Railway crossing points
- Platforms

TYPICAL RAW MATERIALS DATA

The GRP grating is manufactured using two core components, glassfibre rovings and polyester resin. Below is a list of typical material properties for both components:


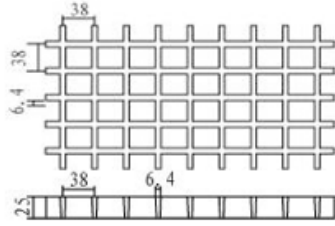
Material Properties	Glassfibre Rovings	Resin
Hardness (Barcol)	47	39
Tensile strength mpa	210	55
Modulus of elasticity gpa (Tensile Modulus)	15	3.4
Compressive strength mpa	18	139
Flexural strength mpa	192	78
Interlaminar shear strength mpa	8	N/A
Density kg/M3 (specific gravity)	1280	2350
Thermal conductivity W/m °C	0.28	0.23
Max pperating temp (Deg. °C)	200	140
Specific heat (kJ/kg °C)	N/A	2.2
Voltage breakdown (k volts/mm)	18	-
Water absorption	0	0.16


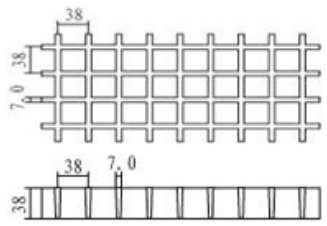
TYPICAL TECHNICAL DATA

- Description: High performance composite grating system
- Top finish: Standard, grit top, concave top, plain top, embedded grit and covered top
- Stock colours: Green (RAL 6010), Grey (RAL 7012) or Yellow (RAL 1003) (Any RAL colour available subject to extended lead time) every effort is made to ensure consistency in colour but cannot be guaranteed from batch to batch
- Thicknesses: 12mm, 25mm, 30mm, 38mm, 50mm and 63mm
- Panel sizes: See enclosed list
- Mesh patterns: See enclosed list
- Chemical resistance: See enclosed list
- UV info: All grating panels have a UV inhibitor added to the polyester resin mix
- Panel tolerances: +/- 2mm width, length and diagonal
- Cut Panel tolerances: +/- 4mm width, length and diagonal (if dimension falls on a load bar, cut will either be before or after the load bar, so tolerance could be larger)

Depth tolerances:	+/- 2mm
Mesh pattern tolerance:	+/- 2mm (outside load bars are approx. 1mm larger)
Service temperatures:	-50 to 105°C
Load capabilities:	See enclosed list
Design life:	25+ years (subject to traffic analysis). However GRP materials have been in the construction industry for 50+ years with no discernable degradation in performance
General use:	Standard pedestrian traffic, vehicular traffic, static items
Other info:	Made via heated hydraulic mould system
Standards:	Fire: Tested to BS 476: Part 7 and met the performance requirements of Class 1. General: GRP Safety grating fully complies with BS 4592-6:2008 (Industrial GRP Flooring)

GRATING SPECIFICATIONS/TYPES

Grating name	G-25A		
Grid pattern	25 x 38 SM		
Load bar thickness	7		
Load bar centres	38		
No. bars per foot	8		
Open area	68%		
Approx. weight	12.5 kg/sq.m		
Panel sizes available (mm)	3660 x 1220, 1985 x 996		

Grating name	G-38A		
Grid pattern	38 x 38 SM		
Load bar thickness	7		
Load bar centres	38		
No. bars per foot	8		
Open area	68%		
Approx. weight	19.5 kg/sq.m		
Panel sizes available (mm)	3660 x 1220, 1985 x 996		

CHEMICAL RESISTANCE CHART

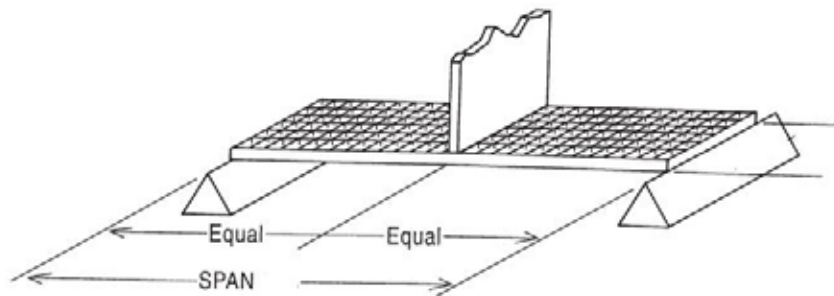
Resin Type	Vinylester		Isophthalic (Standard resin system used for GRP Grating)		Orthophthalic	
	Concentration %	Max. Operating Temp. F/C	Concentration %	Max. Operating Temp. F/C	Concentration %	Max. Operating Temp. F/C
Acetic Acid	50	180/82	50	125/52	25	N/R
Aluminium Hydroxide	100	180/82	100	160/71	ALL	-
Aluminium Chloride	ALL	210/99	ALL	170/77	ALL	-
Ammonium Bicarbonate	50	160/70	15	125/52	ALL	-
Ammonium Hydroxide	28	100/38	28	N/R	ALL	N/R
Ammonium Sulfate	ALL	210/99	ALL	170/77	ALL	-
Benzene	ALL	N/R	ALL	N/R	ALL	N/R
Benzoic Acid	SAT	210/99	SAT	150/66	ALL	77/25
Borax	SAT	210/99	SAT	170/77	ALL	-
Calcium Carbonate	ALL	180/82	ALL	170/77	ALL	-
Calcium Nitrate	ALL	210/99	ALL	180/82	ALL	-
Carbon Tetrachloride	100	150/65	100	N/R	100	N/R
Chlorine Dry Gas	-	210/99	-	140/60	-	N/R
Chlorine Water	SAT	200/93	SAT	80/27	SAT	N/R
Chromic Acid	10	150/65	5	70/21	5	N/R
Citric Acid	ALL	210/99	ALL	170/77	ALL	77/25
Copper Chloride	ALL	210/99	ALL	170/77	ALL	104/40
Copper Cyanide	ALL	210/99	ALL	170/77	ALL	77/25
Copper Nitrate	ALL	210/99	ALL	170/77	ALL	-
Ethanol	50	100/38	50	75/24	10	77/25
Ethylene Glycol	100	200/93	100	90/32	100	104/40
Ferrous Chloride	ALL	210/99	ALL	170/77	ALL	86/30
Formaldehyde	ALL	150/65	50	75/24	25	-
Glucose	100	210/99	100	170/77		
Gasoline	100	180/82	100	80/27	100	77/25
Glycerin	100	210/99	100	150/66	100	-
Hydrobromic Acid	50	150/65	50	120/49	18	-

Resin Type Chemical	Vinylester		Isophthalic (Standard resin system used for GRP Grating)		Orthophthalic	
	Concentration %	Max. Operating Temp. F/C	Concentration %	Max. Operating Temp. F/C	Concentration %	Max. Operating Temp. F/C
Hydrochloric Acid	37	150/65	37	75/24	10	86/30
Hydrogen Peroxide	30	150/65	5	100/38	5	N/R
Lactic Acid	ALL	210/99	ALL	170/77	ALL	77/25
Lithium Chloride	SAT	210/99	SAT	150/66	ALL	-
Magnesium Chloride	ALL	210/99	ALL	170/77	ALL	104/40
Magnesium Nitrate	ALL	210/99	ALL	140/60	ALL	86/30
Magnesium Sulfate	ALL	210/99	ALL	170/77	ALL	104/40
Mercuric Chloride	100	210/99	100	150/66	100	104/40
Nickel Sulfate	ALL	210/99	ALL	170/77	ALL	104/40
Nitric Acid	20	120/49	20	70/21	2	N/R
Oxalic Acid	ALL	210/99	ALL	75/24	ALL	N/R
Perchloric Acid	30	100/38	10	N/R	10	N/R
Phosphoric Acid	100	210/99	100	120/49	80	N/R
Potass. Chloride	ALL	210/99	ALL	170/77	ALL	104/40
Potassium Dichromate	ALL	210/99	ALL	170/77	ALL	77/25
Potassium Sulfate	ALL	210/99	ALL	170/77	ALL	104/40
Propylene Glycol	ALL	210/99	ALL	170/77	ALL	104/40
Sodium Acetate	ALL	210/99	ALL	160/71	ALL	104/40
Sodium Bisulfate	ALL	210/99	ALL	170/77	ALL	-
Sodium Bromide	ALL	210/99	ALL	170/77	5	-
Sodium Cyanide	ALL	210/99	ALL	170/77	5	N/R
Sodium Hydroxide	25	180/82	N/R	N/R	1	N/R
Sodium Nitrate	ALL	210/99	ALL	170/77	ALL	104/40
Sodium Sulfate	ALL	210/99	ALL	170/77	ALL	104/40
Stannic Chloride	ALL	210/99	ALL	160/71	ALL	104/40
Sulfuric Acid	75	100/38	25	75/24	10	-
Tartaric Acid	ALL	210/99	ALL	170/77	ALL	-
Vinegar	100	180/82	100	170/77	ALL	-
Water Distilled	100	180/82	100	170/77	ALL	86/30
Zinc Nitrate	ALL	210/99	ALL	170/77	ALL	104/40
Zinc Sulfate	ALL	210/99	ALL	170/77	ALL	104/40

Data is for information purposes only and we would always recommend testing a small sample (available on request from us) to ensure the grating can withstand your environment. We cannot accept any responsibility or liability if test piece is not used.

MOULDED GRATING LOAD DEFLECTION DATA

CONCENTRATED LINE LOAD TABLE - DEFLECTION IN (mm)

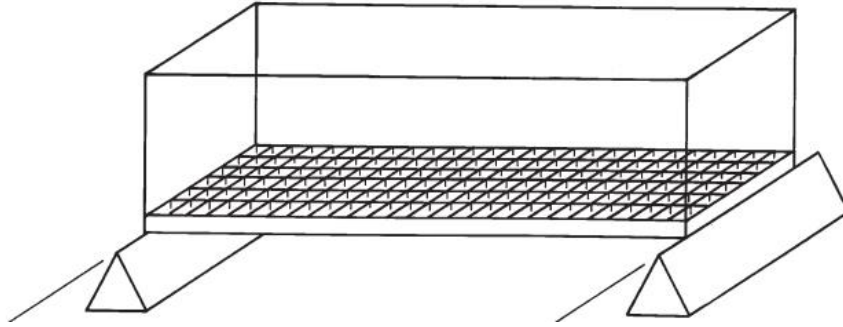


Span (mm)	Style	Load in kgs/ m of Width						Break Point
		75	149	298	447	596	745	
305	GRPMG-1 (25mm thick x 38 square mesh)							
	GRPMG-2 (38mm thick x 38 square mesh)	0.279	0.356	0.483	0.610	0.762	0.889	17116
	GRPMG-3 (50mm thick x 50 square mesh)	0.279	0.305	0.406	0.483	0.635	1.041	21727
	(25mm thick x 200 RMS)	0.330	0.483	0.737	0.991	1.270	1.520	9442
	(25mm thick x 25 x 100 RMH)	0.381	0.483	0.711	0.94	1.168	1.372	9488
	(38mm thick x 19 MMSM)	0.330	0.686	1.346	2.057	2.692		
	(38mm thick x 20 MMSM)							
457	(30mm thick x 38 x 152 RM)	0.051	0.102	0.229	0.381		0.635	
	GRPMG-1 (25mm thick x 38 square mesh)	0.559	1.143	2.159	3.073	4.115	4.75	3910
	GRPMG-2 (38mm thick x 38 square mesh)							
	GRPMG-3 (50mm thick x 50 square mesh)							
	(25mm thick x 25 x 100 RMS)							
	(25mm thick x 25 x 100 RMH)							
	(38mm thick x 19 MMSM)	0.737	1.473	2.946	4.420	5.893		
	(38mm thick x 20 MMSM)		0.432	0.864	1.270	1.702	2.159	
	(30mm thick x 38 x 152 RM)	0.178	0.381	0.737	1.168		1.829	

Span (mm)	Style	Load in kgs/ m of Width						Break Point
		75	149	298	447	596	745	
610	GRPMG-1 (25mm thick x 38 square mesh)	0.864	1.702	3.505	5.156	6.706	8.179	2924
	GRPMG-2 (38mm thick x 38 square mesh)	0.356	0.660	1.245	1.85	2.464	3.073	8718
	GRPMG-3 (50mm thick x 50 square mesh)	0.356	0.508	0.813	1.128	1.753	3.327	11713
	(25mm thick x 25 x 100 RMS)	0.864	1.727	3.454	5.182	6.909	8.636	4305
	(25mm thick x 25 x 100 RMH)	0.813	1.499	2.819	4.166	5.512	6.833	4643
	(38mm thick x 19 MMSM)	0.864	1.702	3.404	5.105	6.807		
	(38mm thick x 20 MMSM)		1.092	2.184	3.277	4.369	5.461	
	(30mm thick x 38 x 152 RM)	0.381	0.813	1.651	2.388		3.861	
762	GRPMG-1 (25mm thick x 38 square mesh)							
	GRPMG-2 (38mm thick x 38 square mesh)							
	GRPMG-3 (50mm thick x 50 square mesh)							
	GRPMG-2 (38mm thick x 38 square mesh)	1.397	2.718	5.105	7.163	9.55	11.938	3589
	GRPMG-2 (38mm thick x 38 square mesh)	1.041	2.108	4.267	6.401	8.534	10.668	4035
	(38mm thick x 19 MMSM)	1.068	2.134	4.267	6.401	8.534		
	(38mm thick x 20 MMSM)							
	(30mm thick x 38 x 152RM)	0.660	1.346	2.692	4.013		6.691	
914	GRPMG-1 (25mm thick x 38 square mesh)	2.896	5.918	12.116	18.44			1948
	GRPMG-2 (38mm thick x 38 square mesh)	0.864	1.803	3.683	5.563	7.417	9.296	5817
	GRPMG-3 (50mm thick x 50 square mesh)	0.508	1.118	2.235	3.200	5.156	10.058	7780
	(25mm thick x 25 x 100 RMS)	2.413	4.724	8.814	12.369	16.51	20.625	3216
	(25mm thick x 25 x 100 RMH)	1.270	2.743	5.689	8.636	11.557	14.503	3362
	(38mm thick x 19 MMSM)	1.422	2.845	2.108	5.689	8.534		
	(38mm thick x 20 MMSM)		3.023	6.248	9.627	12.903	15.977	
	(30mm thick x 38 x 152RM)	1.067	2.108	4.166	6.401		10.719	
1067	GRPMG-1 (25mm thick x 38 square mesh)	4.597	9.398	19.253				1617
	GRPMG-2 (38mm thick x 38 square mesh)	1.397	2.870	5.842	8.814	11.786	14.757	4291
	GRPMG-3 (50mm thick x 50 square mesh)	0.584	1.295	2.718	4.140	6.985	14.122	6636
	(25mm thick x 25 x 100 RMS)							
	(25mm thick x 25x 100 RMH)							
	(38mm thick x 19 MMSM)	1.880	3.759	7.518	11.278			
	(38mm thick x 20 MMSM)		5.105	10.287	15.443	20.599		
	(30mm thick x 38 x 152 RM)	1.473	2.997	6.071	9.093			
1219	GRPMG-1 (25mm thick x 38 square mesh)	5.715	11.633					1461
	GRPMG-2 (38mm thick x 38 square mesh)	2.261	4.749	9.677	14.630	19.583		3755
	GRPMG-3 (50mm thick x 50 square mesh)	0.914	1.930	3.937	5.918	9.957		5834
	(25mm thick x 25 x 100 RMS)							
	(25mm thick x 25 x 100 RMH)							
	(38mm thick x 19 MMSM)	2.515	5.029	10.058	15.087			
	(38mm thick x 20 MMSM)		7.772	15.646	23.470			
	(30mm thick x 38 x 152 RM)	2.337	4.699	9.449	13.767			
1524	GRPMG-1 (25mm thick x 38 square mesh)							
	GRPMG-2 (38mm thick x 38 square mesh)	4166	8.660	17.678				3004
	GRPMG-3 (50mm thick x 50 square mesh)							
	(25mm thick x 25 x 100 RMS)							
	(25mm thick x 25 x 100 RMH)							
	(38mm thick x 19 MMSM)							
	(38mm thick x 20 MMSM)							
	(30mm thick x 38 x 152 RM)							

- 1, RM=Rectangular Mesh
- 2, MMSM= Mini Mesh Square Mesh
- 3, SM= Square Mesh
- 4, RMS= Rectangular Mesh Standard
- 5, RMH= Rectangular Mesh Heavy duty

UNIFORM LOAD TABLE - DEFLECTION IN (mm)

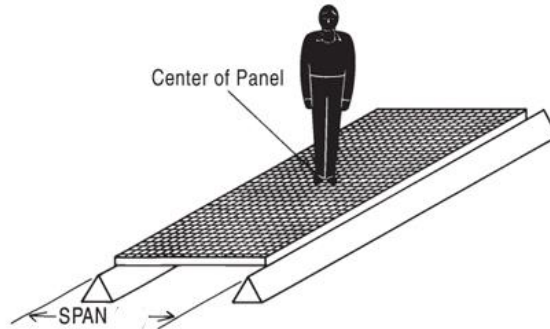


Span (mm)	Style	Load in kgs/ square meter							
		244	489	977	1466	1955	2444	3665	4887
305	GRPMG-1 (25mm thick x 38 square mesh)								
	GRPMG-2 (38mm thick x 38 square mesh)	0.254	0.305	0.381	0.457	0.559	0.635	0.838	
	GRPMG-3 (50mm thick x 50 square mesh)	0.254	0.279	0.330	0.381	0.432	0.483	0.7637	
	(25mm x 25 x 100 RMS)	0.279	0.381	0.533	0.711	0.864	1.041		1.905
	(25mm x 25 x 100 RMH)	0.330	0.406	0.533	0.686	0.813	0.965		1.651
	(38mm thick x 19 MMSM)	0.432	0.838	1.676	2.515	3.353			8.458
	(38mm thick x 20 MMSM)								
457	(30mm thick x 38 x 152 RM)	0.0762	0.152	0.330	0.483	0.787			1.549
	GRPMG-1 (25mm thick x 38 square mesh)	0.660	1.092	1.930	2.769	3.607	4.470	6.579	
	GRPMG-2 (38mm thick x 38 square mesh)								
	GRPMG-3 (50mm thick x 50 square mesh)								
	(25mm x 25 x 100 RMS)								
	(25mm x 25 x 100 RMH)								
	(38mm thick x 19 MMSM)	0.686	1.372	2.769	4.140	5.537			
610	(38mm thick x 20 MMSM)		0.381	0.737					
	(30mm thick x 38 x 152 RM)	0.229	0.483	0.965	1.448		2.413		4.851
	GRPMG-1 (25mm thick x 38 square mesh)	1.118	2.108	4.140	6.172	8.179	10.211	15.265	
	GRPMG-2 (38mm thick x 38 square mesh)	0.432	0.813	1.549	2.311	3.073	3.8354	5.740	
	GRPMG-3 (50mm thick x 50 square mesh)	0.381	0.584	0.965	1.372	1.753	2.134	4.155	
	(25mm thick x 25 x 100 RMS)	0.914	1.854	3.683	5.537	7.391	9.220		18.466
	(25mm x 25 x 100 RMH)	0.991	1.829	3.505	5.156	6.833	9.017		16.857
762	(38mm thick x 19 MMSM)	1.067	2.134	4.242	6.375	8.484			
	(38mm thick x 20 MMSM)		1.346	2.515					
	(30mm thick x 38 x 152 RM)	0.483	0.965	1.905	2.870		4.775		9.449
	GRPMG-1 (25mm thick x 38 square mesh)	2.667	5.387	10.82	16.281	21.717			
	GRPMG-2 (38mm thick x 38 square mesh)								
	GRPMG-3 (50mm thick x 50 square mesh)								
	(25mm x 25 x 100 RMS)								
914	(25mm x 25 x 100 RMH)								
	(38mm thick x 19 MMSM)	1.676	3.353	6.706	10.058	13.411			
	(38mm thick x 20 MMSM)								
	(30mm thick x 38 x 152 RM)	0.991	1.981	3.962	5.944		9.855		
	GRPMG-1 (25mm thick x 38 square mesh)	5.537	11.176	21.717					
	GRPMG-2 (38mm thick x 38 square mesh)	1.702	3.454	6.959	10.465	13.970	17.475		
	GRPMG-3 (50mm thick x 50 square mesh)	1.194	2.108	3.937	5.766	7.595	9.449	18.593	
1067	(25mm x 25 x 100 RMS)	3.632	6.6	12.573	18.542	24.486			
	(25mm x 25 x 100 RMH)	2.565	5.309	10.820	16.332	21.869			
	(38mm thick x 19 MMSM)	2.667	5.359	10.693	16.027				
	(38mm thick x 20 MMSM)		5.588	10.668					
	(30mm thick x 38 x 152 RM)	1.803	3.632	7.239	10.871				
	GRPMG-1 (25mm thick x 38 square mesh)	10.287	20.752						
	GRPMG-2 (38mm thick x 38 square mesh)	3.149	6.401	12.903	19.406				
1067	GRPMG-3 (50mm thick x 50 square mesh)	1.448	2.997	6.096	9.220	12.344	15.443		
	(25mm x 25 x 100 RMS)	8.077	14.884						
	(25mm x 25 x 100 RMH)	4.801	9.910	20.117					
	(38mm thick x 19 MMSM)	4.089	8.179	16.358					
	(38mm thick x 20 MMSM)		10.643	21.057					
	(30mm thick x 38 x 152 RM)	6.604	6.401	12.827					

Span (mm)	Style	Load in kgs/ square meter							
		244	489	977	1466	1955	2444	3665	4887
1219	GRPMG-1 (25mm thick x 38 square mesh)								
	GRPMG-2 (38mm thick x 38 square mesh)	5.969	12.167	24.511					
	GRPMG-3 (50mm thick x 50 square mesh)	2.413	4.928	9.957	14.961	19.989			
	(25mm x 25 x 100 RMS)								
	(25mm x 25 x 100 RMH)								
	(38mm thick x 19 MMSM)	6.274	12.548						
	(38mm thick x 20 MMSM)		17.78						
(30mm thick x 38 x 152 RM)	5.283	10.439							
1524	GRPMG-1 (25mm thick x 38 square mesh)								
	GRPMG-2 (38mm thick x 38 square mesh)								
	GRPMG-3 (50mm thick x 50 square mesh)	5.944	12.065	24.333					
	(25mm x 25 x 100 RMS)								
	(25mm x 25 x 100 RMH)								
	(38mm thick x 19 MMSM)								
	(38mm thick x 20 MMSM)								
(30mm thick x 38 x 152 RM)									

- 1, RM=Rectangular Mesh
- 2, MMSM= Mini Mesh Square Mesh
- 3, SM= Square Mesh
- 4, RMS= Rectangular Mesh Standard
- 5, RMH= Rectangular Mesh Heavy duty

CONCENTRATED FULL PANEL LOAD - 1220 x 3660 DEFLECTION IN (mm)



Span (mm)	Style	Kgs						
		149	372	745	1117	1490	2234	2979
457	GRPMG-1 (25mm thick x 38 square mesh)	0.254	0.686	1.550	2.159	2.667	4.166	5.232
	GRPMG-2 (38mm thick x 38 square mesh)	0.203	0.406	0.711	0.889	1.143	1.676	2.210
	GRPMG-3 (50mm thick x 50 square mesh)					0.711	1.016	1.346
	(25mm thick x 25x100RM)	0.279	0.686	1.448	2.209	2.718	4.191	5.410
610	GRPMG-1 (25mm thick x 38 square mesh)	0.734	1.651	3.175	4.623	6.121	9.119	12.116
	GRPMG-2 (38mm thick x 38 square mesh)	0.356	0.889	1.499	1.905	2.413	3.531	4.267
	GRPMG-3 (50mm thick x 50 square mesh)					1.524	2.032	2.540
	(25mm thick x 25 x 100 RM)	0.711	1.524	3.531	4.623	6.020	9.220	12.294
914	GRPMG-1 (25mm thick x 38 square mesh)	1.778	4.445	8.814	13.157			
	GRPMG-2 (38mm thick x 38 square mesh)	0.610	1.500	2.900	4.140	5.410	7.950	10.566
	(50mm thick x 50 SM)					2.896	4.191	5.512
	(25mm thick x 25 x 100 RM)	1.626	3.962	7.823	11.811			
1219	GRPMG-1 (25mm thick x 38 square mesh)	2.946	7.544	15.062				
	GRPMG-2 (38mm thick x 38 square mesh)	0.914	2.388	4.699	6.960	9.195	13.665	
	GRPMG-3 (50mm thick x 50 square mesh)					4.547	6.807	9.271
	(25mm thick x 25 x 100 RM)							

- 1, RM=Rectangular Mesh
- 2, SM= Square Mesh

The above tables are designed to help when calculating an acceptable deflection rate: For pedestrian traffic, the deflection of a floor panel under the design load shall not exceed 10mm or 1/200th (0.5%) of the span, whichever is the lesser. The difference in level between a loaded and a neighbouring unloaded flooring shall not exceed 4mm.

Deflections rates taken from BS4592-0:2006.

SLIP RESISTANT LEVELS

Measured using the Pendulum test method (WF rubber slider) – certificate available on request.

Top Surface	Dry Reading	Wet Reading
Embedded grit top	72	67
Grit top	70	65
Concave grit	75	75
Plain top	62	57
Covered top	108	65

The UK Slip Resistance Group guide to slip resistance of a floor for able bodied pedestrians.

Four S Pendulum Value	Potential for Slip
Above 65	Extremely Low
35 to 65	Low
25 to 65	Moderate
25 and Below	High

To ensure that the above slip resistant levels are maintained the panels should be kept clean in accordance with the attached Moulded Grating cleaning guide and tips.

MOULDED GRATING INSTALLATION GUIDE AND TIPS

SAFETY

When installing grating panels, standard personal protective equipment should be worn as a minimum. These include 3M dust mask (or similar), safety goggles, heavy duty gloves and overalls. The grating panels should be cut in a well ventilated area or close to extraction points, ideally cutting tools will be fitted with a vacuum system to reduce dust levels. Dust residue can be disposed of using normal waste disposal methods. No special permissions or licenses are required at the time of going to print.

PREPARATION & CUTTING



Ensure that the areas that are to have grating fitted are clean and dry and free from loose and friable material.

Dry fit all grating panels to ensure that they fit freely and that they sit flat down on to the surface.

If required, grating panels can be cut/trimmed on site to suit using a hand held circular saw, jigsaw or hand grinder with appropriate cutting blades, ideally diamond coated saw blades (as grit top surface is quite harsh). **NO HOT WORKS PERMIT IS REQUIRED FOR CUTTING GRP GRATING.**

Mark out using a black marker or similar the cut out required then simply cut on along the line. For long straight cuts including diagonal straight cuts, ideally a hand held circular saw should be used.

For cut and notch outs, a hand grinder or jigsaw will offer the best cutting solution. If in doubt please call for advice.



FITTING THE PANELS

'M' and 'L' Clips:

Set out where you will be positioning your grating clips, a guide would be in each corner and then every 500mm spaces. Push the clips into the open mesh squares so that the clip sits neatly on the load bar(s) and the base of the clip is sitting close to the bottom of the grating panel. If you are fixing directly into the existing surface, pilot drill through the hole in the clip and into the substrate then fix using the appropriate screw and plug. If you are fixing into a support frame you will need to drill through the frame and then put through bolt fitting and tightening the washer and nut underneath the frame.



'M' CLIP SET



'L' CLIP SET

Dirt and debris can easily be removed using a stiff brush and should be carried out on a regular basis.

If moulded grating has been subjected to spillages or the dirt has become embedded, special detergents can be used. It is always advisable to test any cleaning product on the grating before starting the cleaning procedure. This can be done in an inconspicuous area of the installation or, if preferred, a sample can be sent, free of charge for testing purposes.

Using the detergent, warm water and a suitable brush, scrub the areas until clean. The excess water can be removed using a wet/dry vacuum cleaner or similar. In addition, the grating can also be power / pressure washed without causing harm.

GENERAL ROUTINE MAINTENANCE

The security of the fixings/adhesive should be checked on a regular basis. Circumstances will vary, based upon the volume of foot traffic etc, but, as a guide, monthly inspections would be advisable.

Whilst every effort has been made to ensure the accuracy of the information supplied. Yeung's Fiberglass cannot be held responsible for any errors or omissions. This product must only be employed for its original intended use. Any other use is wrong and potentially dangerous. Installation must be carried out in full compliance with current regulations. Yeung's Fiberglass cannot be held liable for any damages resulting from wrongful, erroneous or negligent use.